











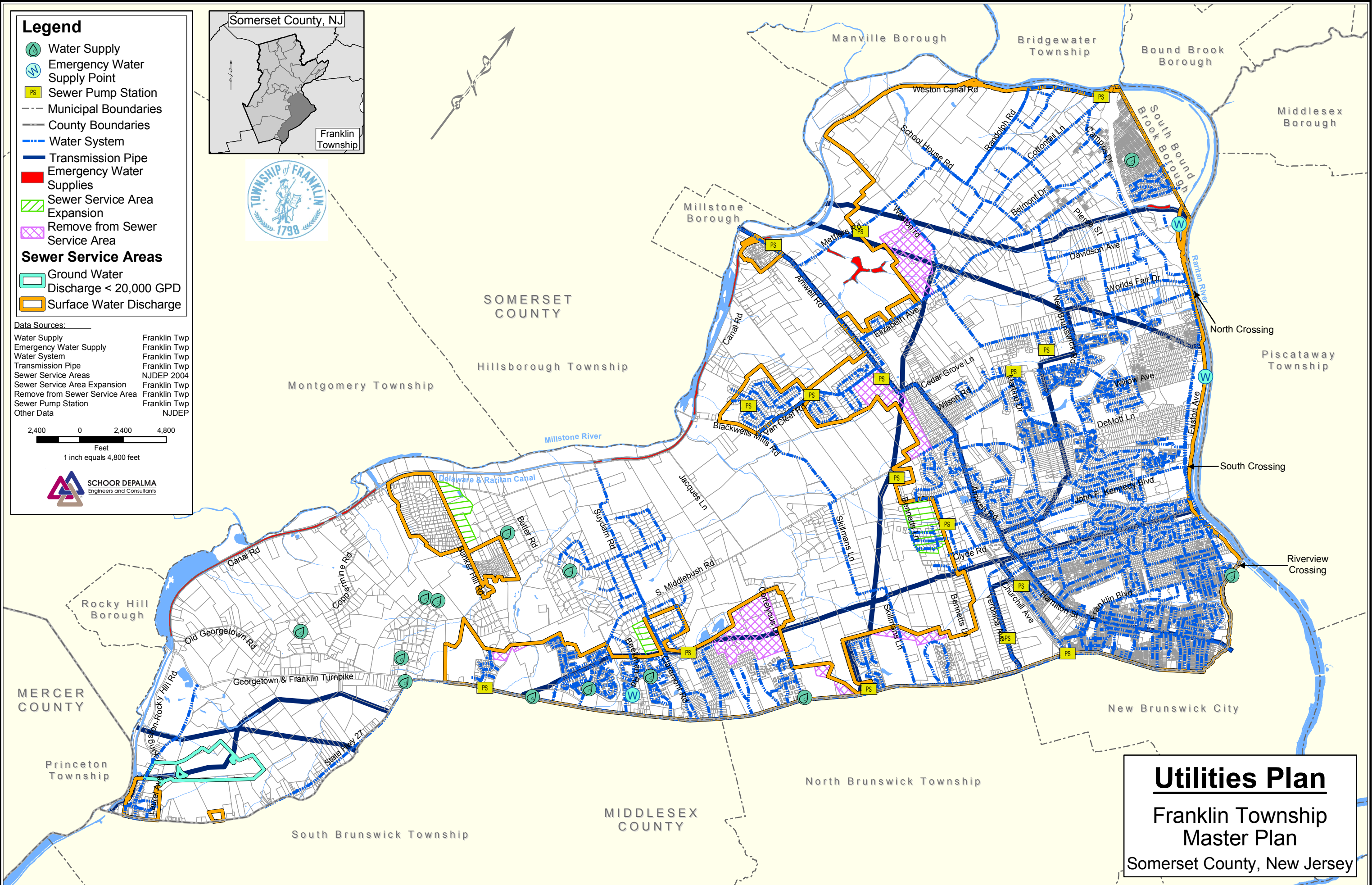

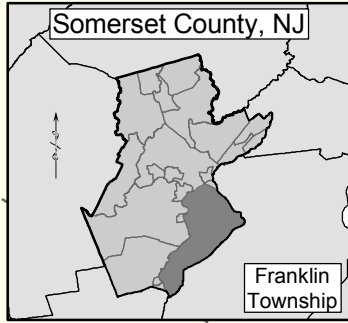
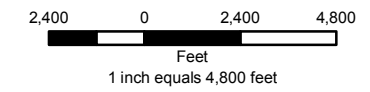


Legend

-  Water Supply
 -  Emergency Water Supply Point
 -  Sewer Pump Station
 -  Municipal Boundaries
 -  County Boundaries
 -  Water System
 -  Transmission Pipe
 -  Emergency Water Supplies
 -  Sewer Service Area Expansion
 -  Remove from Sewer Service Area
- Sewer Service Areas**
-  Ground Water Discharge < 20,000 GPD
 -  Surface Water Discharge

Data Sources:

Water Supply	Franklin Twp
Emergency Water Supply	Franklin Twp
Water System	Franklin Twp
Transmission Pipe	Franklin Twp
Sewer Service Areas	NJDEP 2004
Sewer Service Area Expansion	Franklin Twp
Remove from Sewer Service Area	Franklin Twp
Sewer Pump Station	Franklin Twp
Other Data	NJDEP



Utilities Plan
Franklin Township
Master Plan
 Somerset County, New Jersey